

Year 5 HALF-TERMLY HOMEWORK MENU

Topic: Cruising the Mediterranean **Term:** Spring 1 **Name:** _____

Statutory Spellings

We will be having regular quizzes in school. Make sure you practice them little and often!

This half terms words are:

rhyme, rhythm, symbol, system, forty, curiosity, embarrass, excellent, exaggerate, especially, interrupt



The link below is for more interactive spelling games:

<https://ictgames.com/mobilePage/literacy.html>

Reading

Don't forget to keep your reading diary up to date. Add comments, pictures – it is your diary!

Challenge:

Who was your favourite character? Explain your answer.



Choose a descriptive word from the book. Use a thesaurus. Can you find 5 synonyms and antonyms?

Topic Project Activities

(each of these will earn you a dojo point!)

Create a reading river, across the half term (more information on next page).

Please bring this in on Monday 6th March. These will be shared on World Book Day!

- Watch La Luna. Can you write a job advert to be a star sweeper- you could even create your own job title!

(<https://www.youtube.com/watch?v=vbuq7w3ZDUQ>).

- Compare beliefs about the moon from different religions and traditions.
- Choose your favourite film. Can you create a storyboard for it? Choose one scene from your favourite film. Can you write a playscript? Look at pictures of boats on the water (for example, the Row Boat, by Monet). Can you create your own using your own resources?
- Design a broom or a new tool to use to clear the stars from the moon.
- Look at the different climate zones- Temperate, Mediterranean, Polar and Tropical. Can you create a fact file on one of them?
- Try cooking some mediterranean food. And create a video food review rating the dishes you make.

<https://www.bbcgoodfood.com/recipes/collection/mediterranean-recipes>

Please do take a photo or video of any activities carried out at home and email them to: secretary@dobwalls.cornwall.sch.uk

Online Maths Weekly

Use Times Tables Rockstars



Use Mathletics weekly



Mathletics

We'll be watching and rewarding you for your efforts!!

Times Tables

Practice your 6, 7 and 8 times tables. You could listen to Percy Parker to help you!





Half term home learning Reading Rivers



This half term your home learning task is to create a 'Reading River'. Reading Rivers support children in not only recalling and reflecting on all the things they have read but also offers teaching staff insights into what children are reading for pleasure when not in school.

Reading Rivers show the journey of reading over a set time, in this case, half-term. Essentially, it is a personalised list, in the shape of a river's journey, with all the things you read marked along it. What extra information you add to it is up to you.

You can add details to your Reading River through writing, drawing or using pictures and labels (see examples overleaf for ideas)

As well as story or non-fiction books you might read, you may also include things from the following list of ideas:

- Newspapers and magazines
- Road signs, maps
- Cereal boxes, menus
- Instructions and manuals
- Online reading, gaming menus, social media
- E-books or audio books

You might add where you read these things or what you learn from them. You may also include a red, amber or green smiley face to indicate how well you feel you read these or how much you enjoyed reading them. The choice is yours!

Be inventive, read lots, have fun!

Parents – your children have been shown several examples of reading rivers over the past week – We have also included some examples of the back of this sheet for you to look at. We are looking at developing 'Reading Rivers' into a working document that moves through the school with your child. We feel this will be a very effective way to reflect on past reading and gain insights into the type of readers children are and how we can best support them as proficient readers of a range of quality texts.



Here are some examples of 'Reading Rivers'. They can contain as much information as you want or just the titles of the things you have read.

You can include drawings and pictures if you choose or it could just be based on a written account



Google 'Reading Rivers' for more information and examples

It can be colourful, bright and imaginative – but don't forget the information about what you've read!



Give yourself 5 minutes to complete sheet 1 at the beginning of half term. Practice throughout the term. You could go on Times Table Rock Stars or teach your family how to play 'Buzz Beep' and practice with them. At the end of term you can give yourself a maximum of 5 minutes to complete sheet 2. Did you beat your score or time?


Sheet 1 Time _____ Score /39

$12 \times 6 =$ _____	$7 \times 4 =$ _____	$6 \times 6 =$ _____
$11 \times 6 =$ _____	$9 \times 8 =$ _____	$8 \times 12 =$ _____
$72 \div 6 =$ _____	$12 \div 6 =$ _____	$8 \times 11 =$ _____
$8 \times 6 =$ _____	$4 \times 7 =$ _____	$8 \times 2 =$ _____
$8 \times 4 =$ _____	$60 \div 6 =$ _____	$1 \times 8 =$ _____
$8 \times 5 =$ _____	$8 \times 9 =$ _____	$3 \times 8 =$ _____
$3 \times 7 =$ _____	$24 \div 6 =$ _____	$6 \times 2 =$ _____
$84 \div 7 =$ _____	$6 \times 3 =$ _____	$49 \div 7 =$ _____
$7 \times 9 =$ _____	$8 \times 7 =$ _____	$10 \times 7 =$ _____
$7 \times 8 =$ _____	$48 \div 6 =$ _____	$96 \div 8 =$ _____
$21 \div 7 =$ _____	$2 \times 8 =$ _____	$12 \times 7 =$ _____
$6 \times 7 =$ _____	$7 \times 7 =$ _____	$8 \times 1 =$ _____
$64 \div 8 =$ _____	$2 \times 7 =$ _____	$36 \div 6 =$ _____

Sheet 2 Time _____ Score /39

$6 \times 5 =$ _____	$8 \times 5 =$ _____	$7 \times 4 =$ _____
$96 \div 8 =$ _____	$63 \div 7 =$ _____	$12 \div 6 =$ _____
$8 \times 9 =$ _____	$7 \times 8 =$ _____	$8 \times 6 =$ _____
$7 \times 12 =$ _____	$36 \div 6 =$ _____	$1 \times 7 =$ _____
$3 \times 8 =$ _____	$7 \times 10 =$ _____	$5 \times 8 =$ _____
$64 \div 8 =$ _____	$4 \times 7 =$ _____	$60 \div 6 =$ _____
$8 \times 7 =$ _____	$6 \times 7 =$ _____	$7 \times 1 =$ _____
$12 \times 6 =$ _____	$1 \times 8 =$ _____	$9 \times 7 =$ _____
$35 \div 7 =$ _____	$6 \times 2 =$ _____	$1 \times 6 =$ _____
$42 \div 6 =$ _____	$7 \div 7 =$ _____	$16 \div 8 =$ _____
$11 \times 6 =$ _____	$56 \div 8 =$ _____	$12 \times 7 =$ _____
$2 \times 8 =$ _____	$8 \times 7 =$ _____	$32 \div 8 =$ _____
$6 \times 1 =$ _____	$3 \times 6 =$ _____	$49 \div 7 =$ _____

Statutory Spelling Crossword



The answers are from this half terms statutory spelling list.

Across

- 2. To single out as better or more than.
- 5. A synonym for outstanding.
- 8. A desire to learn or know something.
- 11. A set of rules or arrangements to reach a certain goal.

Down

- 1. When words have similar sounding endings.
- 3. To stop or hinder something.
- 4. A multiple of 2,4,5,8 and 10. It is below 50.
- 6. To cause someone to feel awkward or ashamed.
- 7. To represent something as better, larger or worse than it actually is.
- 9. A regular repeated movement or sound.
- 10. A mark to represent something.

Suggested Spelling Games

Blue Vowels

Write out each of your words. Go over the vowels in each word using blue pencil.

Example of Challenge

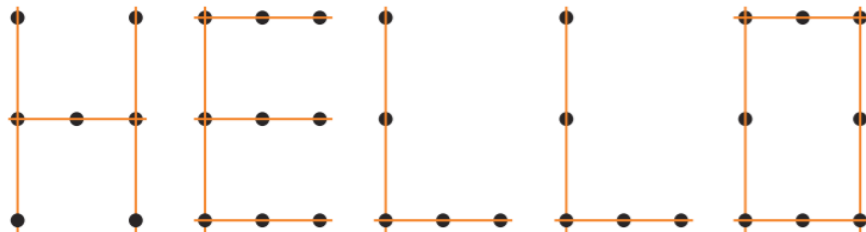
Pyramid Writing

Write each of your words like a pyramid:




Join the Dots

Write each of your words using dots. Then, join the dots with a coloured pencil to make your word.



Tell a Story

Use all of your spelling words in a short story that makes sense! Underline your words with a ruler.


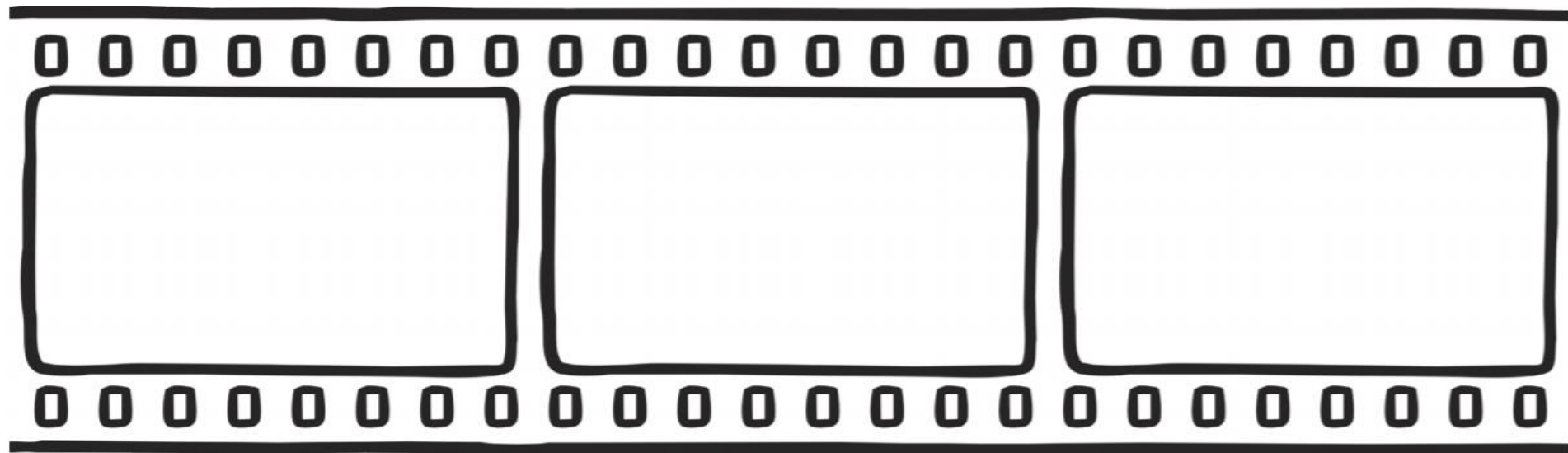


My New Tool Design

Draw an annotated picture of your new tool. Colour it in and make sure you label the materials it will be made from.

Name of the new tool:

How will it work?



[illegible]